

Reset password

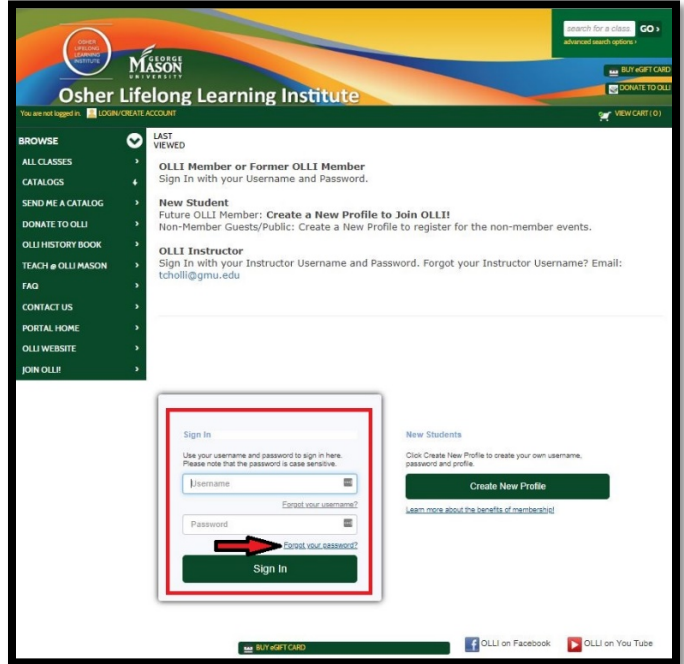
In your browser, go to the OLLI member portal. <https://olligmu.augusoft.net/>

From the OLLI website (oli.gmu.edu) click on Register/Member Portal located in the quick links menu

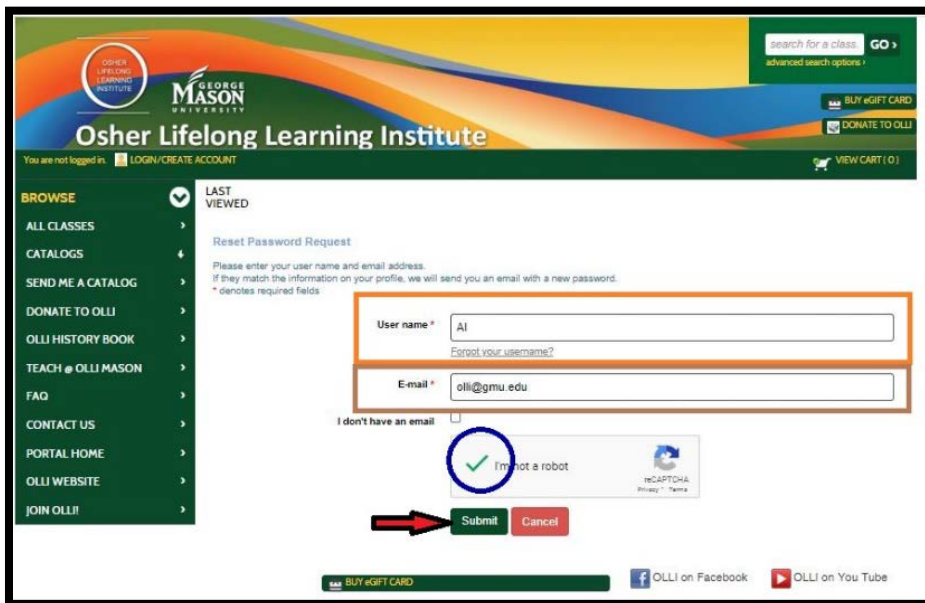
1. Click "Sign In" button



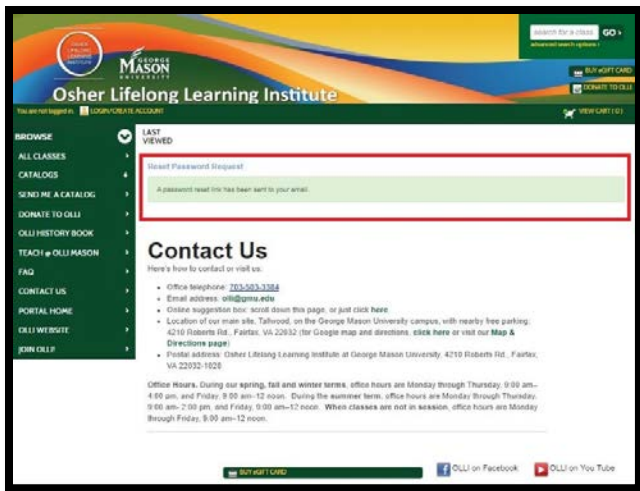
2. Click "Forgot your password?"



3. Enter your User name, email address, click "I'm not a robot", and click Submit.



4. If your user name and email match the information in your member profile, the screen will confirm a link has been sent to your email account to reset your password. If not, try a different user name and/or password. Otherwise, contact the office at ollireg@gmu.edu or 703-503-3384, ext. 221.



5. Go to your email account. The email is sent from ollireg@gmu.edu. Check your spam or junk folder if you do not see the email. Click on the link in the email to reset your password.

Remember! Password: minimum 8 characters, must contain a number and any two of the following three: upper case, lower case, special characters (for example: {}!@\$%^&*)

Passwords **ARE** case sensitive. After you reset the password, it will take you into the member portal.

