

QRA: Forgot your Password : STUDENT VIEW

Student process for forgotten password

This process identifies how a student can reset their password either using an email or without an email. Password validations have also been added.

Student Resets Existing Password (with email)

Sign In

Use your username and password to sign in here. Please note that the password is case sensitive.

Username

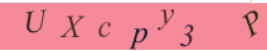
Password [Forgot your password?](#)

Reset Password Request

Please enter your user name and email address.

User name

E-mail

Captcha


I don't have an email

Reset Password Request

A password reset link has been sent to your email.

We recently received a password reset request for an account linked to this email

Please click <http://Training5.augusoft.net/index.cfm?method=user.changepassword&key=4411B6775CC0ECADE8DCA0B0CD19834AB898C75F62DE93606D4C41E03C1ESD2E8A7EC96D2BAF68EB1383E911BCFBFA> to reset your password. If clicking the link does not work, please copy the link and paste it into your browser url address bar. The link to reset password will expire in 24 hours.

If you did not request to reset your password, just ignore this email.

Please feel free to call or e-mail should you require any further assistance.

Change Password

Reset your password here

Password Strength

Re-enter Password

Welcome to Training Site, Gus Lumens.

[Go to my dashboard](#)

Reset Password Request

We do not find a match for the information that you entered. Please try again or [contact](#) Registration Staff for your organization and ask them to reset your password. Please be prepared to verify your identity as part of your request to reset the password.

Sign In Page (select Sign in or Log in from the Menu Navigation bar):

- Click 'Forgot your password?'

To request a password reset:

- Enter Username
- Enter E-mail
- Enter case sensitive letters displayed in colored banner in 'Captcha' field
- Click 'Submit'

If you have don't have an E-mail:

- See '**Student Resets Existing Password (without email)**'

Email sent to email address (listed in 'Reset Password Request' screen above).

Student receives email with link to reset password:

- Click link

To change password:

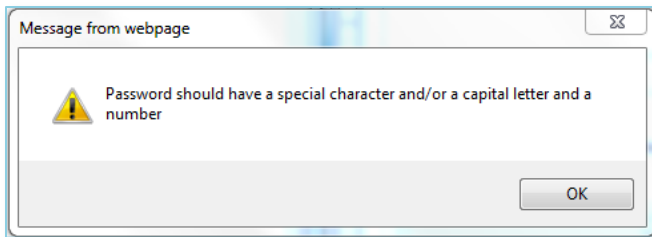
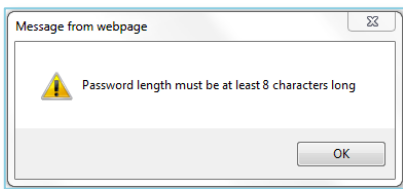
- Enter and re-enter new password
 - Click 'Save'
- For hints on password validations, see pg. 3 of this QRA.**

A 'Welcome' notice will display for a successful sign in.

This message displays if the email address entered does not match the email address saved in your student profile.

Password Validations

The image shows four password validation examples, each with a text input field containing masked characters (dots) and a strength indicator on the right. The strength indicators are: 'Short' (red bar), 'Weak' (two yellow bars), 'Good' (three blue bars), and 'Strong' (four green bars). Each example includes the text 'Password: minimum 8, maximum 255 characters'.



Password Validation:

When a user enters a password while creating a profile or when a user changes their password, Lumens will apply new validations and also display the password strength to the user.

A user will be able to successfully create a password if:

- Using a combination of upper and lower case AND a numeric
OR
- Using single case (all upper or all lower), a numeric, and a special character

AND

- Password length is a minimum of 8 characters
- Password is not part of user's first name, last name, username or email address

Possible alerts:

- The password length is 'Too Short'
- The conditions listed above are not met

A successful Password will be labeled as 'Good' or 'Strong'.