

Today's Schools, Today's Teachers, Today's Students

Presented by
Libby Hall, Ed.D.
March 2009

Setting a Context

- [Did You Know?](#)

TODAY'S SCHOOLS

Alphabet Soup

NCLB AYP SOL

ELL ESOL GT

PLC BGL IB AP

Core Principles for Success

- High Standards
- Annual Assessments
- Accountability for Results
- Highly Qualified Teachers in Every Classroom (HQT)
- Information and Options for Parents
- All Children on Grade Level By 2014

Statistics on Today's Schools 08

	United States
Number of Schools	98,905
Schools Making Adequate Yearly Progress	64,546 (70%)
Schools in Need of Improvement	10,676
Schools in Need of Improvement – Restructuring Phase	2,302

Grading Summary 2009

Virginia	
Overall State Grade	B
Overall State Score	83.2
Chance for Success	B
Transitions and Alignment	B-
School Finance	C+
K-12 Achievement	C
Standards, Assessments, and Accountability	A
The Teaching Profession	B-
*The total score is the average of scores across the six individual categories. Each category receives equal weight in the overall grade.	

- As the English-language-learner population was rapidly increasing, the overall K-12 population remained essentially flat.



Immigration Patterns 08

- The number of foreign-born people living in the U.S. in 1995 was 24.5 million
- By 2005, that population stood at 35.7 million
- The English-language-learner student population nationwide grew by about 57% from 3.2 million to 5.1 million

Summary – Today's Schools

- [Hear from Educators Today](#)

TODAY'S TEACHERS

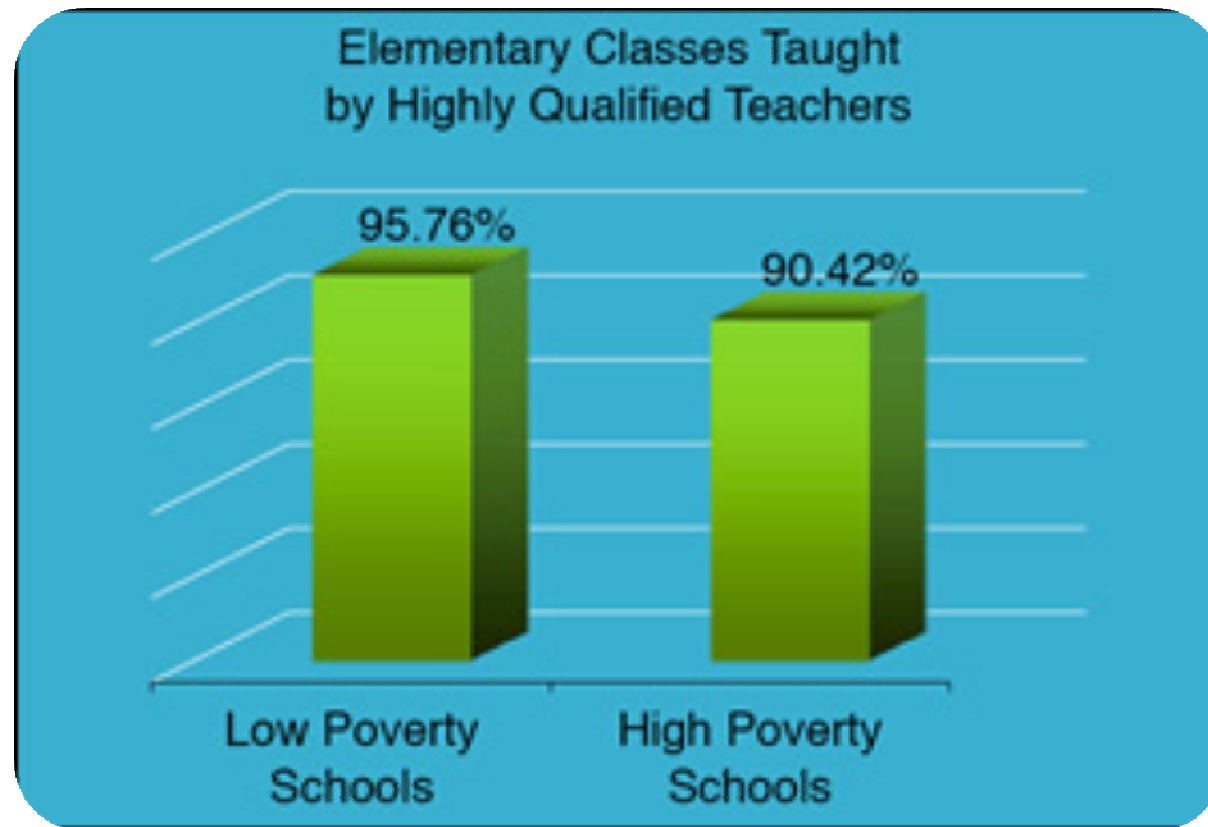
Teaching is “the highest form of understanding”
- Aristotle

Today's Teacher Is.....

- White
- Female
- Married
- Religious
- 43 years old
- Over half hold a master's degree

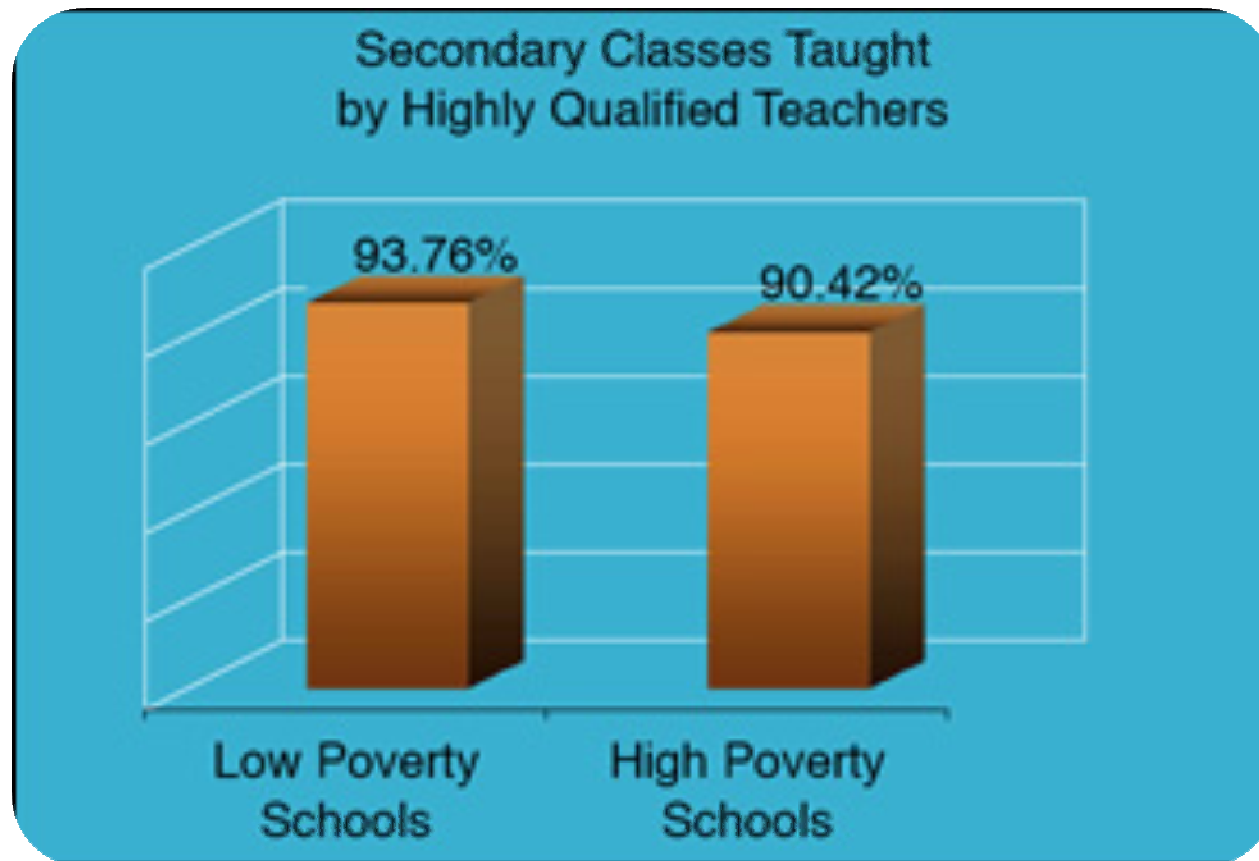


Statistics on Today's Teachers



Source: Consolidated State Performance Reports, 2006-2007

HQT



Source: Consolidated State Performance Reports, 2006-2007

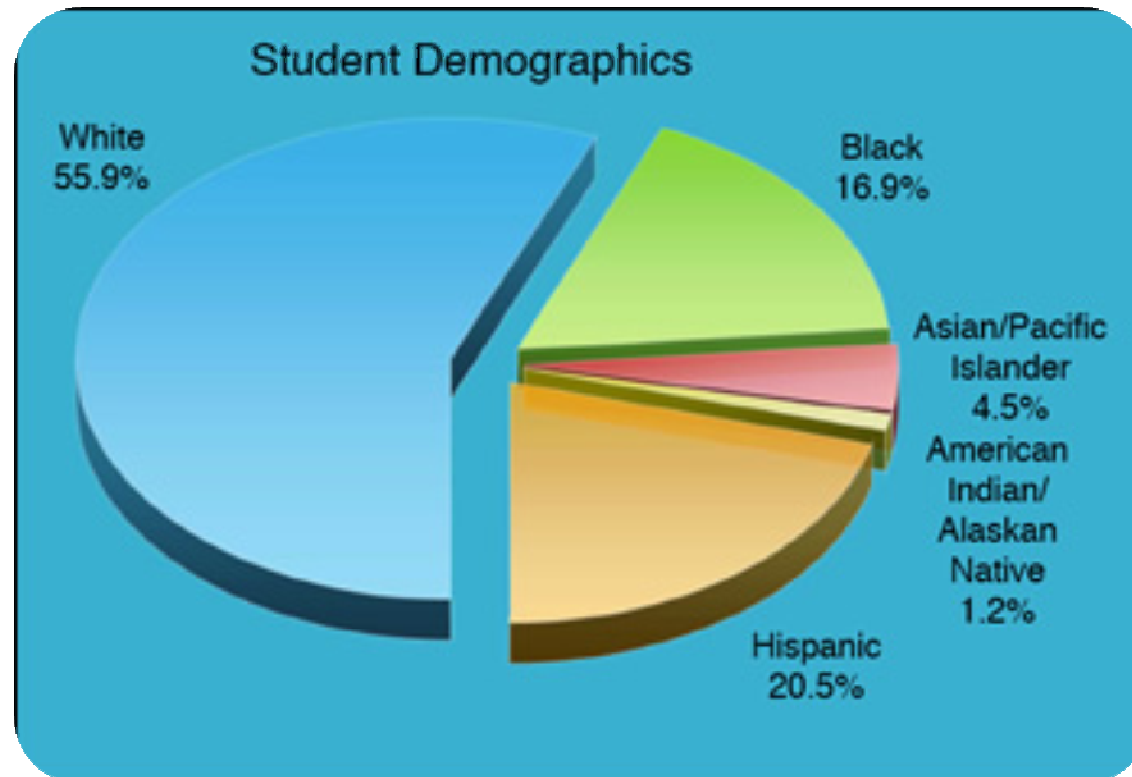
Professionalizing Teaching

- 1980s
 - A Nation at Risk
 - National Governors' Report
 - Holmes Report
 - OUTCOMES
 - Graduate teacher preparation
 - National Board for Professional Teaching Standards

TODAY'S STUDENTS

- **Motivating Today's Students: The Same Old Stuff Just Doesn't Work**
- **Are Today's Students Too Self-Centered?**
- **Finding That Today's Students Are Bright, Eager and Willing to Cheat**

Student Demographics



Source: National center for Education Statistics

Statistics on Today's Students

United States	
Total Students	49,676,964
Low-Income Students	40.9%
Limited English Proficient	8.5%
Students with Disabilities	13.6%


Source: National center for Education Statistics

Chance for Success

Virginia	
Percent of children in families with incomes at least 200% of poverty level	70.7%
Percent of children with at least one parent with a postsecondary degree	51.5%
Percent of children whose parents are fluent English-speakers	91.1%
Percent of eligible children enrolled in kindergarten programs	75.7%
Percent of public high school students who graduate with a diploma	72.9%

Source: EdWeek.org

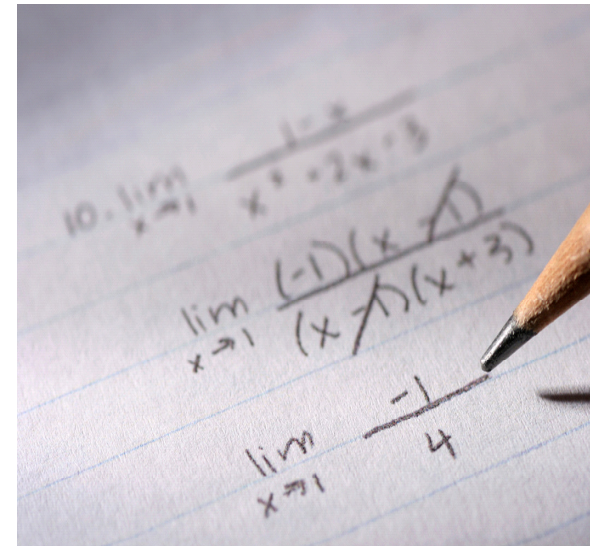
Science and Technology



- Less than 15% of U.S. students have the prerequisites even to pursue scientific or technical degrees
- The number of students pursuing an engineering degree has declined by one-third
- 88% of high school dropouts had passing grades, but dropped out due to boredom
- Up to 20% of high school dropouts test in the gifted range

Gifted and Talented Youth

- U.S. 4th grade students score above the international average in math and science.
- In 8th grade they score below average in math and only slightly above in science
- By 12th students are near the bottom of a 49 country survey



Special Education

- Nationally 12.3% of children ages 5-17 have a disability that makes it difficult to perform everyday activities.
- The number of disabled children is increasing
- Children with disabilities are more likely than other children to be sad, unhappy, or depressed (31% for disabled children, 17% for other children)
- Learning disabilities, including speech and language disorders and academic disorders, can affect a child's education, future employment, family life, and daily functioning.

Summary

- [Did You Know - 2008 Update](#)